


# FFY 2026 BENEFITS MATRIX ELECTRIC

MONTHLY COUNTABLE INCOME (MCI) IN DOLLARS (\$)	HOUSEHOLD SIZE BENEFIT PAYMENT		
	1 & 2	3 & 4	5 & UP
0-69	\$242.00	\$288.00	\$344.00
70-129	\$233.00	\$276.00	\$334.00
130-189	\$221.00	\$266.00	\$322.00
190-249	\$209.00	\$254.00	\$310.00
250-309	\$199.00	\$242.00	\$300.00
310-369	\$187.00	\$233.00	\$288.00
370-429	\$179.00	\$223.00	\$276.00
430-489	\$174.00	\$215.00	\$266.00
490-549	\$170.00	\$209.00	\$254.00
550-609	\$166.00	\$204.00	\$242.00
610-669	\$160.00	\$197.00	\$233.00
670-729	\$155.00	\$192.00	\$221.00
730-789	\$149.00	\$187.00	\$209.00
790-849	\$143.00	\$181.00	\$199.00
850-909	\$138.00	\$175.00	\$190.00
910-969	\$132.00	\$170.00	\$182.00
970-1029	\$127.00	\$164.00	\$176.00
1030-1089	\$121.00	\$158.00	\$170.00
1090-1149	\$115.00	\$154.00	\$164.00
1150-1209	\$110.00	\$148.00	\$158.00
1210-1269	\$104.00	\$143.00	\$152.00
1270-1329	\$100.00	\$137.00	\$145.00
1330-1389	\$94.00	\$131.00	\$140.00
1390-1449	\$88.00	\$126.00	\$134.00

MONTHLY COUNTABLE INCOME (MCI) IN DOLLARS (\$)	HOUSEHOLD SIZE BENEFIT PAYMENT		
	1 & 2	3 & 4	5 & UP
1450-1509	\$83.00	\$120.00	\$128.00
1510-1569	\$77.00	\$114.00	\$124.00
1570-1629	\$72.00	\$109.00	\$118.00
1630-1689	\$66.00	\$103.00	\$112.00
1690-1749	\$60.00	\$97.00	\$107.00
1750-1869	\$60.00	\$92.00	\$101.00
1870-1989	\$60.00	\$86.00	\$95.00
1990-2009	\$60.00	\$80.00	\$90.00
2010-2129	\$60.00	\$76.00	\$84.00
2130-2347	\$60.00	\$70.00	\$79.00
2348-3070	\$60.00	\$64.00	\$73.00
3071-3792	\$0.00	\$60.00	\$67.00
3793-4514	\$0.00	\$60.00	\$61.00
4515-5236	\$0.00	\$0.00	\$60.00
5237-Max	\$0.00	\$0.00	\$60.00




# FFY 2026 BENEFITS MATRIX (WINTER ONLY)

## FUEL OIL

MONTHLY COUNTABLE INCOME (MCI) IN DOLLARS (\$)	HOUSEHOLD SIZE BENEFIT PAYMENT		
	1 & 2	3 & 4	5 & UP
0-69	\$402.00	\$478.00	\$570.00
70-129	\$385.00	\$457.00	\$552.00
130-189	\$365.00	\$442.00	\$534.00
190-249	\$347.00	\$422.00	\$514.00
250-309	\$330.00	\$402.00	\$497.00
310-369	\$310.00	\$385.00	\$478.00
370-429	\$296.00	\$370.00	\$457.00
430-489	\$288.00	\$356.00	\$442.00
490-549	\$282.00	\$347.00	\$422.00
550-609	\$275.00	\$337.00	\$402.00
610-669	\$265.00	\$326.00	\$385.00
670-729	\$257.00	\$319.00	\$365.00
730-789	\$247.00	\$310.00	\$347.00
790-849	\$238.00	\$301.00	\$330.00
850-909	\$228.00	\$292.00	\$313.00
910-969	\$220.00	\$282.00	\$302.00
970-1029	\$210.00	\$272.00	\$293.00
1030-1089	\$200.00	\$264.00	\$282.00
1090-1149	\$192.00	\$254.00	\$272.00
1150-1209	\$182.00	\$245.00	\$262.00
1210-1269	\$173.00	\$236.00	\$252.00
1270-1329	\$166.00	\$227.00	\$241.00
1330-1389	\$158.00	\$217.00	\$233.00
1390-1449	\$151.00	\$209.00	\$223.00

MONTHLY COUNTABLE INCOME (MCI) IN DOLLARS (\$)	HOUSEHOLD SIZE BENEFIT PAYMENT		
	1 & 2	3 & 4	5 & UP
1450-1509	\$145.00	\$199.00	\$214.00
1510-1569	\$140.00	\$190.00	\$204.00
1570-1629	\$134.00	\$180.00	\$196.00
1630-1689	\$128.00	\$172.00	\$186.00
1690-1749	\$124.00	\$162.00	\$176.00
1750-1869	\$118.00	\$152.00	\$168.00
1870-1989	\$110.00	\$144.00	\$158.00
1990-2009	\$103.00	\$134.00	\$149.00
2010-2129	\$96.00	\$125.00	\$140.00
2130-2347	\$89.00	\$116.00	\$131.00
2348-3070	\$82.00	\$108.00	\$122.00
3071-3792	\$0.00	\$98.00	\$113.00
3793-4514	\$0.00	\$90.00	\$104.00
4515-5236	\$0.00	\$0.00	\$95.00
5237-Max	\$0.00	\$0.00	\$86.00



# FFY 2026 BENEFITS MATRIX (WINTER ONLY)

## NATURAL GAS

MONTHLY COUNTABLE INCOME (MCI) IN DOLLARS (\$)	HOUSEHOLD SIZE BENEFIT PAYMENT		
	1 & 2	3 & 4	5 & UP
0-69	\$308.00	\$366.00	\$437.00
70-129	\$295.00	\$350.00	\$422.00
130-189	\$280.00	\$338.00	\$409.00
190-249	\$265.00	\$324.00	\$394.00
250-309	\$253.00	\$308.00	\$380.00
310-369	\$238.00	\$295.00	\$366.00
370-429	\$227.00	\$283.00	\$350.00
430-489	\$221.00	\$272.00	\$338.00
490-549	\$216.00	\$265.00	\$324.00
550-609	\$210.00	\$258.00	\$308.00
610-669	\$203.00	\$250.00	\$295.00
670-729	\$197.00	\$245.00	\$280.00
730-789	\$190.00	\$238.00	\$265.00
790-849	\$182.00	\$230.00	\$253.00
850-909	\$175.00	\$223.00	\$240.00
910-969	\$168.00	\$216.00	\$232.00
970-1029	\$161.00	\$209.00	\$224.00
1030-1089	\$154.00	\$202.00	\$216.00
1090-1149	\$146.00	\$194.00	\$209.00
1150-1209	\$139.00	\$187.00	\$200.00
1210-1269	\$132.00	\$181.00	\$193.00
1270-1329	\$127.00	\$174.00	\$185.00
1330-1389	\$121.00	\$167.00	\$178.00
1390-1449	\$115.00	\$160.00	\$169.00

MONTHLY COUNTABLE INCOME (MCI) IN DOLLARS (\$)	HOUSEHOLD SIZE BENEFIT PAYMENT		
	1 & 2	3 & 4	5 & UP
1450-1509	\$112.00	\$152.00	\$162.00
1510-1569	\$107.00	\$145.00	\$154.00
1570-1629	\$103.00	\$138.00	\$146.00
1630-1689	\$98.00	\$131.00	\$138.00
1690-1749	\$95.00	\$124.00	\$131.00
1750-1869	\$90.00	\$116.00	\$122.00
1870-1989	\$84.00	\$109.00	\$115.00
1990-2009	\$79.00	\$102.00	\$107.00
2010-2129	\$73.00	\$95.00	\$100.00
2130-2347	\$68.00	\$88.00	\$91.00
2348-3070	\$62.00	\$80.00	\$84.00
3071-3792	\$0.00	\$73.00	\$76.00
3793-4514	\$0.00	\$66.00	\$68.00
4515-5236	\$0.00	\$0.00	\$60.00
5237-Max	\$0.00	\$0.00	\$60.00




## FFY 2026 BENEFITS MATRIX (WINTER ONLY) OTHER (WOOD, PELLETS, ETC.)

MONTHLY COUNTABLE INCOME (MCI) IN DOLLARS (\$)	HOUSEHOLD SIZE BENEFIT PAYMENT		
	1 & 2	3 & 4	5 & UP
0-69	\$289.00	\$344.00	\$410.00
70-129	\$277.00	\$330.00	\$397.00
130-189	\$263.00	\$318.00	\$384.00
190-249	\$250.00	\$305.00	\$370.00
250-309	\$238.00	\$289.00	\$358.00
310-369	\$223.00	\$277.00	\$344.00
370-429	\$214.00	\$266.00	\$330.00
430-489	\$208.00	\$257.00	\$318.00
490-549	\$203.00	\$250.00	\$305.00
550-609	\$198.00	\$244.00	\$289.00
610-669	\$191.00	\$235.00	\$277.00
670-729	\$185.00	\$230.00	\$263.00
730-789	\$178.00	\$223.00	\$250.00
790-849	\$172.00	\$216.00	\$238.00
850-909	\$164.00	\$210.00	\$226.00
910-969	\$158.00	\$203.00	\$218.00
970-1029	\$151.00	\$197.00	\$211.00
1030-1089	\$144.00	\$190.00	\$203.00
1090-1149	\$138.00	\$184.00	\$197.00
1150-1209	\$131.00	\$176.00	\$188.00
1210-1269	\$125.00	\$170.00	\$182.00
1270-1329	\$119.00	\$163.00	\$174.00
1330-1389	\$114.00	\$156.00	\$167.00
1390-1449	\$109.00	\$150.00	\$161.00

MONTHLY COUNTABLE INCOME (MCI) IN DOLLARS (\$)	HOUSEHOLD SIZE BENEFIT PAYMENT		
	1 & 2	3 & 4	5 & UP
1450-1509	\$104.00	\$143.00	\$154.00
1510-1569	\$101.00	\$137.00	\$148.00
1570-1629	\$97.00	\$130.00	\$140.00
1630-1689	\$92.00	\$124.00	\$134.00
1690-1749	\$89.00	\$116.00	\$127.00
1750-1869	\$85.00	\$110.00	\$121.00
1870-1989	\$79.00	\$103.00	\$114.00
1990-2009	\$74.00	\$97.00	\$107.00
2010-2129	\$68.00	\$90.00	\$101.00
2130-2347	\$64.00	\$83.00	\$94.00
2348-3070	\$60.00	\$77.00	\$88.00
3071-3792	\$0.00	\$70.00	\$80.00
3793-4514	\$0.00	\$64.00	\$74.00
4515-5236	\$0.00	\$0.00	\$67.00
5237-Max	\$0.00	\$0.00	\$61.00





# FFY 2026 BENEFITS MATRIX (WINTER ONLY)

## PROPANE

MONTHLY COUNTABLE INCOME (MCI) IN DOLLARS (\$)	HOUSEHOLD SIZE BENEFIT PAYMENT		
	1 & 2	3 & 4	5 & UP
0-69	\$397.00	\$472.00	\$563.00
70-129	\$380.00	\$451.00	\$545.00
130-189	\$360.00	\$436.00	\$527.00
190-249	\$342.00	\$418.00	\$506.00
250-309	\$326.00	\$397.00	\$490.00
310-369	\$306.00	\$380.00	\$472.00
370-429	\$293.00	\$365.00	\$451.00
430-489	\$284.00	\$352.00	\$436.00
490-549	\$278.00	\$342.00	\$418.00
550-609	\$271.00	\$334.00	\$397.00
610-669	\$262.00	\$323.00	\$380.00
670-729	\$253.00	\$314.00	\$360.00
730-789	\$244.00	\$306.00	\$342.00
790-849	\$235.00	\$296.00	\$326.00
850-909	\$226.00	\$288.00	\$310.00
910-969	\$216.00	\$278.00	\$299.00
970-1029	\$208.00	\$269.00	\$289.00
1030-1089	\$198.00	\$260.00	\$278.00
1090-1149	\$190.00	\$251.00	\$269.00
1150-1209	\$180.00	\$242.00	\$258.00
1210-1269	\$170.00	\$233.00	\$250.00
1270-1329	\$163.00	\$223.00	\$239.00
1330-1389	\$156.00	\$215.00	\$229.00
1390-1449	\$149.00	\$205.00	\$220.00

MONTHLY COUNTABLE INCOME (MCI) IN DOLLARS (\$)	HOUSEHOLD SIZE BENEFIT PAYMENT		
	1 & 2	3 & 4	5 & UP
1450-1509	\$144.00	\$197.00	\$211.00
1510-1569	\$138.00	\$187.00	\$202.00
1570-1629	\$132.00	\$178.00	\$193.00
1630-1689	\$127.00	\$169.00	\$184.00
1690-1749	\$121.00	\$160.00	\$174.00
1750-1869	\$116.00	\$151.00	\$166.00
1870-1989	\$110.00	\$142.00	\$156.00
1990-2009	\$106.00	\$132.00	\$148.00
2010-2129	\$100.00	\$124.00	\$138.00
2130-2347	\$95.00	\$114.00	\$128.00
2348-3070	\$89.00	\$106.00	\$120.00
3071-3792	\$0.00	\$96.00	\$110.00
3793-4514	\$0.00	\$86.00	\$102.00
4515-5236	\$0.00	\$0.00	\$92.00
5237-Max	\$0.00	\$0.00	\$83.00